


# TCT MAGAZINE



2015 YEAR IN REVIEW • VOLUME 8 • ISSUE 5


**On The Cover:**  
Jim's TCT Trooper  
2016 Tacoma  
exploring near  
Toquerville Falls,  
Utah  
  
photo by Phillip  
Jones



# EDITORIAL STAFF



Shane Williams | Publisher  
2015 TCT Explorer Tundra  
Colorado Springs, CO




Beau Johnston | Editor In Chief  
1998 4Runner | 1969 FJ-40  
Casper, WY



Bob Holliday  
2006 Tacoma TRD  
2007 FJ Cruiser TRD SE  
Burlington, VT



Jonathan Harris  
2005 100 Series Land Cruiser  
Grand Junction, CO




Krista Johnston  
1998 4Runner | 1969 FJ-40  
Casper, WY



Phillip Jones  
2007 4Runner | 2006 Tacoma TRD  
Frisco, TX



Daniel Markofsky  
1993 80 Series Land Cruiser  
Denver, CO



Dennis Lloyd  
2010 FJ Cruiser  
Irvine, CA



## FROM THE PUBLISHER

Another amazing year for Toyota Cruisers & Trucks! I sincerely wish that you, your friends, and family had an amazing 2015!

As you've read this year, our growing team has been just about everywhere, enjoyed our time with all of you at events and on the trail, and continued our world class coverage. We're so excited to be able to share our passion for Toyota and Lexus 4x4 vehicles with you all!

Looking toward 2016, we have a few minor changes coming your way. Those will be announced before the Winter 2016 issue. Our editors already have plenty of trips planned, and we're always looking for great contributors that wish to share their passion with our readers. E-mail [beau@tctmagazine.net](mailto:beau@tctmagazine.net) if you'd like to write for us.

In this issue, you'll find our favorite coverage from the just-completed SEMA Show along with some favorite photos from the events we've covered this year. Details on the TCT Tooper 2016 Tacoma are also included, along with a 1978 FJ-40 Land Cruiser owned by our long time friend Stan Reed.

Beau's epic Holiday Gear Guide is even more so this year, so get your credit card ready and choose fast shipping to get items before the big day! Eric has great coverage of Low Range Off Road, and all of our editors share their rides for your enjoyment.

We hope that you have a wonderful holiday season and we look forward to seeing you all in the woods in 2016!

Until next time, stay safe, Tread Lightly, and HAVE FUN!

*Shane*



Colorado Springs, CO 80923

[www.tctmagazine.net](http://www.tctmagazine.net)

**Published By**  
Zaxyn Media, LLC

Shane P. Williams | Publisher

Angela C. Williams, CSFA | Associate Publisher

**Editor in Chief**  
Beau Johnston

**Managing Editors**  
Bob Holliday | Phillip Jones  
Daniel Markofsky | Krista Johnston  
Dennis Lloyd

**Associate Editors**  
Jonathan Harris | Editor At Large  
Jim Akers | Special Projects  
Tim Mitchell | Electronics  
Don Grey | Event Photographer  
Heather Swearingen | Digital Editor

**Creative Director**  
Kimberly Proffitt

### Contributors

Kayla Kotash  
Eric McKercher

"TOYOTA", "FJ CRUISER", "LAND CRUISER", "4RUNNER", "TACOMA", "TUNDRA", et. al. are registered trademarks of Toyota Motor Corporation. TCT Magazine is not affiliated with or endorsed by Toyota Motor Corporation, Toyota Motor Sales, U.S.A., Inc. or any of Toyota's affiliated companies. These terms are used for descriptive purposes only, and not to denote affiliation or connection with Toyota Motor Corporation.

Copyright 2015 by Zaxyn Media, LLC

Reviews, opinions, comments, and ratings of any product do not represent endorsement of said product by TCT Magazine, its editors, or publisher.

### Statement of Ownership

Number of issues published annually: Five  
Annual in-app subscription price: \$9.99 in U.S.A.  
Location of known office of publication:  
7248 Midnight Rose Dr, Colorado Springs, CO 80923  
Owner: Zaxyn Media, LLC 7248 Midnight Rose Dr,  
Colorado Springs, CO 80923

**ZAXYN**  
MEDIA, LLC



**Why compete in a rat race when you can  
take a conference call with a chipmunk.**



Whether you're climbing over mountains or negotiating speed bumps, Toyota Genuine Accessories help you keep it real.



**Let's  
Go  
Places**

# New & Noteworthy

## ESP Backseat Truck Storage for 2014+ CrewMax Tundras



The 2014+ Tundra is an amazing vehicle by all accounts (*See TCT Explorer, Fall 2015*). One area that suffers though is backseat storage, which is why Earl from ESP Truck Accessories created his under-seat storage system.

This storage system is available in either 7075 Aluminum, powder coated matte black, or in .187 ABS plastic as a less expensive option. For locking lids, the aluminum version is the way to go. Regardless of which option you choose, the three compartments are perfect

for storing first aid kits, recovery gear, jumper cables, tools, or any other item you can think of.

We'll be running one of these systems through its paces soon, so look for a full review coming soon! Aluminum: \$549.95 / ABS \$164.95

SOURCE:  
<http://www.esptruck.com>

## Magellan GPS eXplorerist TRX7

In October Magellan GPS announced an all-new GPS device built specifically for the 4x4/OHV community.

The eXplorerist TRX7 is an Android-based device that comes fully loaded with topographic maps, over 44,000 off-road tracks, and a ton of features such as 2D/3D terrain, track ratings for select trails, recording & sharing, and access to the growing Magellan Off Road Community Database.

Trips can be planned online in advance using their free tools at <http://mytrxjournal.com>, then downloaded to the device.

The IP67 Ruggedized Device will be available in late 2015 or early 2016 and retails for \$599.99. We can't wait to see how this navigator performs in the deserts, forests, and mountains all over the US.

SOURCE:  
<http://www.magellangps.com>



**COMEUP  
WINCH**

Getting you through since 1975

# ***PEACE OF MIND***

*When you're out there alone  
Your winch **MUST** work*



**COMEUP USA INC**  
Clackamas, OR

Tel: 503-783-6142

**WWW.COMEUPUSA.COM**  
email: [info@comeupusa.com](mailto:info@comeupusa.com)

# TOYOTA CRUISERS & TRUCKS 2015

**SEMA**  
SHOW

Photos & Words by:  
Shane Williams, Phillip Jones, Bob  
Holliday & Dennis Lloyd



Outside the convention center was home to many great looking Toyotas including this real clean FJ Cruiser.



Toytec's 2016 Tacoma fitted with 35-inch Cooper STT Pro, InSain Fab front bumper, BajaDesigns LED lighting and much more, was an instant crowd favorite.



The SEMA TRD Edition Land Cruiser appeared ready for an excursion.



Toyota invited classic cars to sit on the patio behind the Toyota booth.

Jim's TCT Trooper 2016 Tacoma build was a great hit during the show, then showed off in the desert on Saturday Morning. Read about this epic 10-day SEMA build on Page 14.

Airdesign was one of the first to release a fender flare for the 2016 Tacoma.





View from the monorail station outside SEMA 2015.



Magnuson brought their newly supercharged Tundra out to SEMA to show off their latest supercharger that will be available shortly for the Tundra, and soon after the 3.4L and 4.0L.



# TOYTEC® lifts

YOUR TOYOTA SUSPENSION SPECIALIST



1.866.254.0076

WWW.TOYTECLIFTS.COM





Miles exercises the ToyTec Lifts 2016 Tacoma SEMA build out on the desert trails the day after SEMA completed.



ARB will be releasing a full line of accessories for the all-new 2016 Tacoma soon and their Inferno Truck is gorgeous with a Safari snorkel and their new summit series winch bumper, and their OME BP-51 Suspension.





Racing905 displayed their Class 7 racing Tacoma.



We can never see this amazing Icon FJ-44 build too many times. A great example of a well done 4-door Classic Land Cruiser, if you can afford it.

Don's Supercharged 2015 Tundra explores the desert just north of Las Vegas during our post-SEMA photo shoot.



Sick of your cartridge style oil filter? Baxter Performance has a great solution that allows you to remotely-mount a standard screw-on filter.



Anzo Lighting now has a full line of aftermarket lights for the 2014+ Tundra.

The 8<sup>th</sup> wonder of the world, the KiraVan! If you ever need a mobile command center in the middle of the desert, this rig is for you. Countless man hours went into building this one of a kind, top of the line rig. The build feature list can fill a book, so you'll have to look into this yourselves.



FJ Cruiser legend Ryan Millen showed off his rally-ready RAV4 in full mud-caked form.



The RevTek 2016 Tacoma donned a sweet bed rack.



The TCT Trooper Tacoma & Don Grey's Arctic Tundra line up for the Friday Night SEMA Cruise. 🍷



# "TCT Trooper" 2016 Tacoma


By Jim Akers | Photos by  
Phillip Jones & Jim Akers

Lesson learned: If someone gives you 10 days to build a truck for SEMA, just say no! Now, that being said, I did not say no. Instead, I went into panic mode and started making calls to see what parts were even available. It took six days to pull the parts together into two locations: here in Colorado and Las Vegas.

With a short three days before leaving for SEMA, the work began. At this point the only product installed was the Baja Rack Roof Rack, which was a very easy install. The pillar mounting brackets bolt into the factory mounting points, and then the rack bolts to the pillar mounting brackets.



Next, we spent 10 hours at Larry H. Miller Toyota of Colorado Springs installing a full Stage 6 Icon Vehicle Dynamics Suspension, remote reservoir shocks with coilovers up front and remote reservoir with an Add-a-Leaf pack in the rear. Stopping there might be enough for most, but not for this truck. We added in Icon's Hydraulic Air Bump Stops to complete the best suspension setup I could have ever dreamed of. That night we wrapped up the layout of the badging and Blackout to be installed later.



# TAKE CONTROL OF YOUR ADVENTURE

WITH THE NEW  
SPY LIGHT SYSTEM



Check out the full  
specifications  
LED bar sold separately




>> CONTROL YOUR LED BAR WITH  
THE TOUCH OF A SWITCH

Live the Adventure at: [www.BajaRack.com](http://www.BajaRack.com)

**BajaRack**  
Adventure Equipment





The next day was exceptionally long. We had a 12 p.m. appointment with our friends over at RCI Metalworks to get armored up with aluminum skid plates, front to rear, plus a steel differential plate. After that we headed over to InSain Fabrication for the most intense part of this build. Corey came up with the idea of a combination style front bumper so we can show off the ComeUp winch as much as possible. Corey started dismantling the OEM bumper, cutting off some of the excess plastic, and laying out the design of the new custom front bumper.

While he tore into that, I tackled painting and installing the Pure Tacoma Sliders. After finishing the sliders, we started mounting up the Baja Designs lights to the Baja Rack. Somewhere around 3 a.m., I fell asleep in the driver's seat while reading over the wiring instructions of my new Switch-Pros Panel Power System.

Four hours later comes my favorite wake up call, my daughter calling me to find out where I am. A little dazed, my answer was simply, "I'm not sure." Then slowly my head cleared and I realized where I was and what yet lay ahead of me for this day. "Sweetie, I'm still in Denver, we have to finish and install the front bumper so I can head to your school to pick you up." She was getting excited, too! Corey came back into the shop and we got back to it. A few hours later, the bumper was finished, painted, and installed. While Corey had a couple of minutes to spare (ha ha), he put together a bed mount for my spare tire. Mind you, he did this in about 30 minutes just to make the finished truck look even more amazing! You have to admit, that man is an artist with the way the tubes fit together, the plate section holds everything together—simply, form exceeds function by far. This combined with the strength and reliability of one of the best winches on the market, the ComeUp Gen2 9.5rsi Seal Series, we should get home every night that we choose to.



After leaving InSain Fab, I made a beeline to my daughter's school to pick her up, take her home to finish packing, and hit the road. While we finished packing up the truck, Trevor from Crawlorado stopped by for a quick install of the Hood Blackout and half of the vendor logos.



As soon as he was done, my daughter and I loaded up and hit the highway toward Las Vegas. Leaving at 6 p.m. on a 900-mile road trip seemed like a good idea at the time, but it turned into a bit of a struggle. My daughter fell asleep around 8:15, so I couldn't crank the music or even open a window to keep myself awake. Somewhere about one hour into Utah I had to pull off of the highway to catch two hours of sleep. I hit the road again and made it only another one-and-a-half hours before I came to the realization that I really needed a couple more hours of sleep.

Rested up and my daughter now awake, I punched the accelerator down and off we went. We made it to just north of St. George, Utah where we decided to take a break and grab breakfast in Hurricane with Woody and Heather from IH8MUD. After a great breakfast with great friends, we took off down the road again. Next stop: North Las Vegas for another long day and night.



Once we got to Las Vegas we still had some work to do. We ran to Discount Tire, where my 17-inch TRD rims and BFG KO2's were waiting for install. The team at Discount Tire are fun to watch. These guys mounted the tires on the rims and then set to balancing them. All five tires and rims were mounted, balanced, and installed in just minutes.




Then we were off to meet a couple friends for an exciting night of tacos and projects. It was a long night of replacing the grille, mounting a few more lights, connecting the Switch-Pros controller, and *a lot* of wiring. With the help of Rod and Tina from the Vegas FJ Cruiser Club it all came together really smoothly.

The DB Customz Grille had to be one of the easiest modifications ever. The OEM grille comes apart with a few screws and snaps. The DB Customz Grille slides right in place with a few snaps and screws. Talk about a great addition and personalization to the build and it was easy to install!



The lighting for this project was a long thought out dream come true. I have been researching and testing out lighting for quite some time. Only the best would do for a build like this. I chose Baja Designs LED lights and specific items at that. For the light bar I went with the OnX6 40-inch Dual Control LED Light Bar with Driving/Combo pattern because of the combination of amber and white, light pattern, and the distance light is thrown. In the wings of the bumper I chose two pair of Squadron Pros, one in spot and the other in wide cornering patterns. In the grille, I chose another pair of Squadrons, this time in flood pattern, but with an amber lens cover to cut through dust or fog. Since I had a little bit of room next to the light bar, I chose a white pair

of Squadron Pro in flood pattern with amber lens covers to act as my ditch lights. For night wheeling trips I picked up eight of the Rock Lights to help me see the trail under foot. To light up the camp, I went with two pairs of Squadron Sports in flood pattern to be mounted on the four corners of the bed rack. All the lighting included I am pushing over 80,000 lumen and there will not be any animals or obstacles sneaking up on me any more.



To control all of my electrical essentials I picked up a Switch-Pros 8100 8-switch Power Panel System. This controller is really simple and straight-forward. It has eight user programmable

# Living Overland

Gourmet Cooking · Travel · 4WD

www.LivingOverland.com



The gourmet recipes and equipment reviews you need to make your overland trip a success.



switches, a 100 amp power module, plug and play installation, built-in automatic shutdown for over-current or low voltage, a Bluetooth interface, and comes with a sheet of legends to match up with what is wired to each specific switch. I installed the controller inside my glove box and fully intend on using the Bluetooth interface with the iPad app.



The final step of this whirlwind build was literally a last minute addition and a must for anyone wanting to get away with the family for a few days at a time. Bobby from CVT Tents, brought all the way from Bend, Oregon a Mt. Bachelor Roof Top Tent and a fully-loaded bed rack from LabRak. LabRak has put a lot of research into this rack and have come up with a very cool rack system. He built in wiring conduits along the perimeter. He uses Aircraft grade aluminum with stainless steel hardware. He uses T-slots on the top, face, and bottom for secure mounting of your accessories. The entire bed rack weighs in at about 65 lbs. The Mt. Bachelor Roof Top Tent secures quite easily to the LabRak bed rack and sits just above the top of the Baja Rack Roof Rack in a streamline pattern.



The next day started off with a mad dash to install the Cobra CB radio and Firestick antenna that we picked up from Pure Tacoma. Then it was time to park the truck on the patio in the Toyota booth. After all of the craziness, this seemed a little anti-climactic in that I parked the truck where they asked me to and I walked away. Tuesday though was a lot of fun. I spent a lot of enjoyable time giving tours and explaining all of the pieces and parts that went into this project to people from all around the world. On Friday afternoon, I took part in the SEMA Cruise. We

sat in line for about three hours for what seemed like a five minute cruise and I have to say now: been there, sat in line, next time I'm good!

As with any SEMA Build Project there were a couple of glitches. Half of the logos did not show up in time for the beginning of the show and the ARB Fridge and Recovery Gear showed up Thursday afternoon.

Saturday morning we got up early, took our Tacoma Editor, Bob Holliday, to the airport and headed out to our photo shoot just outside of town where we met up with Don Grey and his Polar Tundra, Toytec and their 2016 SEMA build Tacoma, and Baja Designs with their XP1000 UTV. It was a great time as usual, though it was too windy for the quadcopter to fly.

After the dust settled and the photos were all taken, it was time to head back northeast and say farewell to another adventure, a lot of old friends, and a few new ones!



I want to give one more Thank You to the companies and some really awesome people that without their help on this project, it just would not have happened! Thank You:

- *Toyota USA for building my favorite pick up truck and putting it in your booth*
- *Becky and Ray at Pure Tacoma for all of your help with accessories to make this truck complete*
- *Bill and Bryce at Larry H. Miller Toyota of Colorado Springs for helping piece this truck together*
- *Danny at DB Customz for making the most amazing grille I have ever seen*
- *Carrie and the team at BFG for developing the KO2's*
- *Josh and Miranda at RCI Metalworks for making some of the sweetest looking and most durable armor on the market*
- *Dan at Discount Tire Direct and the North Las Vegas branch for getting the new shoes installed*
- *Shane at LabRak for making a bed rack that exceeds every expectation*
- *Corey at Insane Fab for being an artist with a front bumper and spare tire mount and cramming the nearly all nighter to get them done*
- *Bobby at CVT for making my favorite tents and going out of your way to make a last minute delivery*
- *The Mad Scientists at Baja Designs for making the best LEDs in the world*
- *Trevor at Crawlorado for the kick a\$\$ Blackout and logos*
- *Sergio and the family at Baja Rack for making an awesome roof rack*
- *Matt and the staff at ARB for making one of the best fridges on the market*
- *The Staff at TRD USA for making great accessories*
- *Laura at Switch Pros for making a great control system*
- *Jeremy and the crew at Icon Vehicle Dynamics for making the best suspensions*
- *Ben and Rod at ComeUp*





**Stocking  
Stuffers  
Products  
under \$50**



**reddot award 2015  
winner**

### **EnerPlex Jumper Stack 3**

The EnerPlex Jumper™ Stack 3 is a 3,200 mAh portable battery that can directly charge smartphones, digital cameras, and more via its tethered Micro-USB and Lighting connector outputs. Pair two or more Stacks together and you can charge the batteries simultaneously via its magnetic stack and charge functionality. MSRP: \$39.99 at [www.goenerplex.com](http://www.goenerplex.com)



# 2015 Holiday Gear Guide

By Beau Johnston

### **MPowered Luci EMRG 3-in-1 Inflatable Solar Light**

Luci EMRG is a pocket-sized lantern, flashlight and emergency light all-in-one. Needing only sunlight to stay charged, Luci EMRG shines reliably through storms, blackouts, roadside trouble or whenever you need light. Waterproof, lightweight, and extremely durable, tuck one in your travel bag, keep one in your car and store one in your emergency kit. \$9.99 at [www.mpowered.com](http://www.mpowered.com)



### **Elemental Herbs World Traveler Gift Set**

Pack All Good protection and healing with this perfect set of go-to products for when you're on the go. Perfect for anyone with an active lifestyle who just needs to throw their all-natural essentials in a bag and GO, the World Traveler set contains the All Good SPF 15 Lip Balm, All Good Sunscreen Sport SPF 33, All Good Goop, the Organic Hand Sanitizer (also can be used as a breath freshener), and the unscented Sunstick SPF 30. \$41.41 at [www.elementalherbs.com](http://www.elementalherbs.com)



### Brunton TRUARC™ 15

Drawing upon our classic 15TDCL, the all new TruArc™ 15 is upgraded with a full coverage mirror cover for extra protection, and the TruArc™ Global Needle system with Ever-North™ rare earth magnets. The high-visibility cling lends low-light and night time performance, and the triple clinometers system gives fast and accurate reference information for avalanche safety or earth-science field work. \$49.99

**Stocking  
Stuffers  
Products  
under \$50**



### Spot Trace

SPOT Trace uses 100% satellite technology to track anything, anytime, anywhere, making it the ultimate anti-theft device for boats, kayaks, canoes, jet skis and other valuable assets. Users can receive theft-alert SMS texts or e-mails when movement is detected. Customized tracking intervals and notification features, such as power off and daily status messages, are included with Basic Service. SPOT Trace's battery life of up to 18 months and available line power option lets users confidently monitor assets on and off the grid, in near real-time via the SPOT App. Free after Mail-In-Rebate (valid through 12/31/2015, terms and conditions apply) plus tracking plan. Find more information, including details on the rebate, at [www.findmespot.com](http://www.findmespot.com)



# FJCRUISER FORUMS.COM



**The Largest FJ Cruiser Forum on the Net!**

- Discussions •
- Photo Gallery •
- Owner Blogs •
- Buy/Sell/Trade •
- Contests •

#### Recent Threads

Title, Username, & Date	Rating	Last Post	Replies	Views	
<a href="#">Factory Skid Plate</a> 11-16-2010 01:16 PM by <a href="#">MR2014</a>			0	1	<a href="#">Want to Buy</a>
<a href="#">front locker</a> cruiserfred 11-16-2010 09:14 AM			7	181	<a href="#">4x4 / Off-Road</a>
<a href="#">big news. Toyota CJ Cruiser in the</a> yuryz 11-16-2010 01:36 AM			2,078	313,718	<a href="#">Picture/Media</a>
<a href="#">2010 Slider Spacing Question</a> TG Smith 11-16-2010 12:34 PM				74	<a href="#">Introductions</a>
<a href="#">2010 PS navigation radio</a> RadioWankenobi 11-16-2010 01:03 PM				106	<a href="#">Maintenance</a>
<a href="#">285 70 17 All Terrain - Who's got the best Deal on 5 of them?</a> Attilla 11-16-2010 01:02 PM by <a href="#">Discount Tire</a>			3	84	<a href="#">Off-Topic Disc</a>
					<a href="#">General Discu</a>
					<a href="#">Stere / Elect</a>
					<a href="#">Wheels and T</a>



**Free Membership!**

## Clothing

### Clothing Arts Pick-Pocket Proof™ Business Travel Pants

Dressy enough to wear to the office yet durable enough to see you securely around the world! The patent pending 4th generation Business Traveler design features 7 multi-secure pockets: 5 double secure & 2 triple secure. Select your level of security: the protection of multiple money-belts with none of the hassle. Your items are stored right at your fingertips versus underneath your clothes - behind 2 & even 3 layers of pick-pocket prevention! \$99.95 at [www.clothingarts.com](http://www.clothingarts.com)



### 5.11 Tactical Cirrus Women's Pants

Crafted from our two-way mechanical stretch fabric for a perfect blend of fit, flexibility, and durability, Cirrus Pants excel in the field, office, and off-duty. Front and seat pockets, sized for magazines, a knife, or a cell phone, supplement a covert, low-profile design that easily dresses up or down, as needed. A fully gusseted crotch and TEFLON® finish ensure you're as ready for the day as you are comfortable. Everything just got a little easier, and you got a little more equipped. \$69.99



### Craghoppers Berko Insect Shield Long-Sleeved Shirt

Technology meets effortless style in this classy stretch check shirt that's perfect for tropical travel. Drying loops allow for easy field washing and the integrated cooling and solar collar keep you cool and protected

from the sun. The Insect Shield performance keeps you protected all day long, while the special moisture-wicking fabric helps skin feel fresh even when the sun's at its hottest. \$95.00 at [www.us.craghoppers.com](http://www.us.craghoppers.com)



### ExOfficio Give-N-Go Sport Mesh Underwear

17 countries. 6 weeks. One pair of award-winning underwear. (Okay, maybe two.) The new Sport Mesh boxer brief pairs ergonomic fit with ultralight mesh for active performance. Whether you're cycling through Patagonia, trekking in Thailand, or trail running in your home range, the Sport Mesh will keep you cool, fresh, and comfortable. Starting at \$18.00 at [www.exofficio.com](http://www.exofficio.com) (link to [www.exofficio.com/sportmesh](http://www.exofficio.com/sportmesh))

### Berghaus Women's Thermal Long Sleeve Zip Neck

Stay warm on your winter hikes with the high performance Women's Active Thermal Long Sleeve Zip Neck Tee. An inner grid structure for thermal insulation combined with Argentium fabric technology allows for both warmth and comfortable moisture management during any physical activity. The front zip maximizes venting during periods of high activity for improved core temperature control. Exercise hard but stay fresh; this innovative fabric uses silver ion technology for permanent odor reduction Stay safe in the sun - this top is long sleeved and has a UPF>50 for added sun protection. \$70.00 at [usa.berghaus.com](http://usa.berghaus.com)





### TemboTusk Skottle

Pronounced Skaw-Til, the Skottle originated in the early 1940s and is now synonymous with grilling in South Africa. The Tembo Tusk Skottle is designed to be used with an inexpensive Coleman style single burner and a gas bottle. The burner simply hangs in the frame welded to the bottom of the Skottle pan. The legs are removable and can be stored separately. \$125 at [www.tembotusk.com](http://www.tembotusk.com)

## Outdoor Gear & Gadgets



### Gerber MP1-MRO Multi Tool

Maintenance, Repairs, and Operations: we built the new MP1 Military MRO Multi-Tool for these explicit uses. This heavy duty tool's forged jaws can withstand rigorous torque and compression. It contains full-sized serrated and fine edge blades for tough cutting and slicing duty. The cotter pin hook allows users to pull cotter pins from vehicles without having to use pliers. The magnetic bit driver accepts standard size bits. The file, pry bar, bottle opener, and utility blade all provide unique functionality for this purpose-built tool. \$176.00 at [www.gerbargear.com](http://www.gerbargear.com)



### Manfrotto Off road Hiker 30L Backpack

The new Off road Hiker 30L has been specifically designed for hiking and photography with quick side-access to your camera. Thanks to the Manfrotto Protection System, the removable camera case is highly protective. It holds a Pro DSLR, 70-200mm lens and an additional lens. The backpack converts into a total hiking backpack by unzipping the internal divider and removing the camera bag. The innovative camera strap featured on the front of the backpack allows the camera to be kept secure on the chest when it is carried, avoiding neck strain. The bag has been designed with high-quality premium materials and careful attention to ergonomics and comfort. \$199.99 at [www.manfrotto.us](http://www.manfrotto.us)

## Outdoor Gear & Gadgets

### Travel Chair Wallaby

For those who want it all, the wallaby does not sacrifice any amenities or comfort and you still get a chair that is super light and packs down small. Lightweight and compact, the Wallaby features a tough aluminum frame capable of supporting up to 300 lbs. The redesigned feet increase stability in loose soil. The addition of armrests and a taller seat height means you can comfortably lounge by the campfire all evening. \$134.99 at [www.travelchair.com](http://www.travelchair.com)



### Kammok Thylacine Sleeping Bag

Through a unique change in interface (Variable Warmth Technology™), the warmth of the Thylacine can be adjusted through a system of insulated liners to adapt to a variety of distinct environments. By layering additional liners and inserts inside the base sleeping bag, the Thylacine can increase its warmth in increments of 15 degrees. The beauty of this design is the entire Thylacine system is the equivalent of owning three different temperature rated sleeping bags in one, at a fraction of the cost. Since the liners and inserts are sold separately, buy only what you need, when you need it, and customize the bag for your comfort since down and synthetic (2016) bags, Liners, and Liner Inserts are interchangeable. Starting at \$329.00 at [www.kammok.com](http://www.kammok.com)



### Klecker Knives Klax Lumberjack Head

Designed for the serious outdoor enthusiasts the KLAX Lumberjack offers high-end performance, versatility and extreme lightweight bundled with over 10 multi-tool features. Plus, our patent-pending and proven KLAX® Clamping System, utilizing a pair of clamps that pivot out from the ax head to secure tightly onto an optional ax handle or a temporary handle made in the field from a tree branch. Heat-treated for rugged outdoor use with the patent-pending Clamping System, the KLAX® Lumberjack is ready for the great outdoors. \$160 at [www.kleckerknives.com](http://www.kleckerknives.com)

## Outdoor Gear & Gadgets

### VSN Mobile V360

The V.360° is the first device to capture 360 degrees of video or still images with a 4K/16 Megapixel imager in full 1080p high definition. Whether hurtling down a ski slope, snorkeling, in a business meeting, at a wedding or on a jungle safari, the V.360° camera can capture the experience from every angle at once and let others feel like they are right in the middle of the action. It utilizes a very high quality, 4K/16 Megapixel imager capable of capturing 360 degree video in full HD (6480 x 1080 pixels) – comparable to three full 1080p images laid side to side \$399.00 at [www.v360life.com](http://www.v360life.com)



# LAST GREAT ROAD TRIP

OFF ROAD ADVENTURES | TECH | PICTURES | VIDEOS

[WWW.LASTGREATROADTRIP.COM](http://WWW.LASTGREATROADTRIP.COM)

BECOME PART OF THE ADVENTURE ON FACEBOOK - [FACEBOOK.COM/LASTGREATROADTRIP](https://www.facebook.com/lastgreatroadtrip)

## Outdoor Gear & Gadgets

### Tiktaalik Field Knife Set

The Field Knife Set is the first compact set of professional quality stainless steel cooking knives specifically designed to travel. The Field Knife Set was born out of a desire to evolve, simplify and distill the traditional cooking knife into a tool equally

appropriate for indoor and outdoor use without compromising on performance or quality. The Field Knife Set consists of three of the most commonly used kitchen knives: a small paring knife, a serrated knife, and a compact chef's knife. Each knife is optimized for outdoor cooking and travel but unlike most other camping knives on the market, they are of such high quality they can also be used all day, every day, even at home. Starting at \$249.99 from [www.tiktaalik.com](http://www.tiktaalik.com)



### Striker ILLUMiDOME Lantern

The ILLUMiDOME is an extremely durable, light-weight, waterproof lantern that packs the power of a full size lantern in a compact size. This premium light boasts 220 LUMENS of wide angle light with its 1 Watt LED, and offers light settings of; low, medium, high, and a rapid blinking hazard. The ILLUMiDOME can hang upright from the removable Velcro strap, or hang upside down from the split rings nested in its base. Yet, the main feature that skyrockets the ILLUMiDOME in front of the competition is its dual light output option. \$24.99 at [www.striker1.com](http://www.striker1.com)



### Eagle Creek Pack-It Specter™ Cube Set

Ultra-lightweight packing organization. Three silnylon cubes that weigh less than 2.2 oz. cumulatively, so that you can keep your clothing organized without worrying about weight. This translucent fabric is the same fabric used for lightweight tents and backpacks, it is super-durable, and stain and water-repellant. \$38.00 at [www.eaglecreek.com](http://www.eaglecreek.com)

### LabRak RB Bumper Fog Light Assembly Upgrade

With the support of ARB, we have designed drop in replacement light modules to replace their plastic models. The Light Pod modules are a direct replacement for the ARB bumpers. They easily install into the factory provisions providing a substantial upgrade in quality, durability and lighting. Each is laser cut from a single sheet of CR steel, precision formed then professionally welded. After abrasive cleaning, each is powder coated to ensure corrosion resistance. We use Cardinal Matte finish with 20% gloss to complement the ARB bumper and look factory. Designed in-house, by our chief design engineer. Using the latest in CAD technology for a precise fit and superior craftsmanship. Starting at \$295 from [www.LabRak.com](http://www.LabRak.com)



## Truck Accessories



### Trail Toys EZView Mirrors

The Trail Toys EZView Mirrors provide a 35% greater field of view compared to your stock mirrors. With these mirrors you will be able to see the lane next to you, and the lane over from that, without having to look around the B-pillar. That means that you won't have to worry about vehicles camping out in your blind spot, since you don't have one anymore. The mirrors are currently available for the 05-15 Tacoma and all years of the FJ Cruiser (set to start shipping mid December). The 5th gen 4Runner and Tundra are up next. From \$45.00 <http://trailtoys.net>

### Dometic CFX-65DZ Portable Cooler

The new Dometic CFX cooler/freezer range is the result of many years of research and product development. After gaining an understanding of travel leisure, we have taken your feedback into account to develop a cooler that is tough enough to endure the harshest outdoor environments. We figure if it will perform there, it will perform in any situation, so you can go anywhere! The CFX-65DZ Dual Zone has a 42 liters fridge and a 19 liters freezer which function at the same time. It comes with two baskets, and the freezer compartment comes with a lid. The fridge compartment fits 60 cans and up to a standard Riesling bottle. It also features a dairy compartment for perishables. MSRP: \$880 Find a local dealer by visiting [www.dometic.com/USA](http://www.dometic.com/USA).



### Jackcovers 15" Jack Cover

With uncompromising durability, our patent pending Custom Jack Covers are built for years of protection and are designed to stand up to even the most demanding and rugged environments!! Our jack covers help keep your jack lubricated and rust free so when you need to use your jack it will actually work. We all know how dangerous a Hi-Lift jack can be. A dirty, dry, rusted, and non-lubricated jack is even more dangerous.... even deadly! Don't get caught in the middle of nowhere with a dry and rusty jack that doesn't work. \$59.99 at [www.jackcovers.com](http://www.jackcovers.com)

# LOW RANGE OFF-ROAD

by Eric McKercher



For those of us that contribute to TCT Magazine and for those of you that read TCT Magazine, the love of off-roading is in our blood. We love to simply get out there and get away from our busy city lives, see what few have seen, and take in a surreal sunset or sunrise ... or both! The deeper we go or the higher we climb may find us wanting more from the vehicles we drive. To achieve the desired result or travel to the most remote locations requires us to modify or improve our vehicles. This same desire is shared by the family that makes up Low Range Off Road.

Sean along with his brothers Chris and Brycen caught the "love" on a family trip to Moab, Utah. They grew up camping and riding 4-wheelers but this was the first time they had gone off-roading in a pickup. That trip started it all. Sean went on to purchase his first 4WD which was a Suzuki Samari dubbed "Tweety" because of its bright yellow finish. Sean also began working for another 4WD store to begin to understand the business and the industry. Chris went to school and became a Toyota Master Tech for a local dealer. Brycen, the youngest brother, enjoyed the summers with his brothers while he went to school. A couple of years later Sean decided to strike out on his own. Low Range Off Road or LROR for short, had humble beginnings in the laundry room of Sean Conk's home. As time went on the business grew and pretty soon Sean's wife began working full time with the company. They moved the business into a store front which would be the first of three moves. Each move growing larger and offering more products.







**LOW RANGE**  
OFF-ROAD



Chris joined Sean to help grow and develop the company. With his Toyota background and relationships they expanded the Toyota product variety. Brycen came on board to help with the ever growing company and begin the development of various parts designed and manufactured by Low Range themselves.

At Low Range everyone shares a passion not only for Toyota and Suzuki (and now Nissan) trucks and SUVs, but for helping others achieve the look and function that they want on their particular project. Low Range is striving to be your one-stop shop for everything you need at the right price. Whether you are building up your daily driver for weekend getaways, building a dedicated trail rig, or looking to outfit your KOH buggy with some new equipment, they have, or can get what you need. They stock a large percentage of what they list on their website so that you don't have to wait weeks or months to get it. If what you need does not exist, then you need to talk with Low Range because they might just build it. Low Range has been working to fill the gap on parts that don't exist or make improvements on parts that simply don't function correctly. Top that off with the fact that they own Inchworm Gear and Opti-Lube Fluids and you have very little reason to go elsewhere.

When I asked LROR what their long-term goals are the answer is what




we all hope to hear. Stay focused on supporting Japanese auto brands (Toyota, Suzuki, and Nissan), providing top notch service to our customers, continuing to develop niche parts where needed and strive to be the BEST, not the biggest. But it doesn't stop there, because of their focus on family and friendships they also embrace a stress-free work environment that fosters growth and development of their employees.

2015 marks the tenth anniversary for Low Range Off Road. They have accomplished quite a bit in just 10 years. One can only imagine what they will be able to accomplish in the next 10 years. We are all looking forward to that.



You're not the first one down this trail. Don't be the last.  
**Always Stay The Trail.**



Keep Your Wheels Where They Belong®

with your free Colorado OHV Opportunities Map from Stay the Trail. Discover all the challenging off-road adventure Colorado has to offer. More information and detailed trail maps available online at [www.staythetrail.org](http://www.staythetrail.org)

## Low Range Off Road at a glance

- The company officially began in 2005
- 36 employees as of 2015
- 6000+ products currently offered on their website
- An average of 25 new items listed every month
- An average of 250 packages shipped daily
- Roughly 40% of all shipments are international 🌍

## Contact Information

Low Range Off Road

801-805-6644

[www.lowrangeoffroad.com](http://www.lowrangeoffroad.com)



[FORUM](#) | [REVIEWS](#) | [LOGISTICS](#)



FRAMED



Toquerville Falls, UT | Phillip Jones



*f/10.0 1/100s 200mm*



f/7.1 1/1320s 50mm

FRAMED



Black Bear Pass, CO | Dennis Lloyd

A photograph of three off-road vehicles, likely SUVs, driving on a narrow dirt trail through a dense forest. The trees are covered in vibrant autumn foliage in shades of yellow, orange, and green. Sunlight filters through the canopy, creating a dappled light effect on the ground. The vehicles are positioned in a line, with the lead vehicle on the right side of the frame, followed by a Toyota in the middle, and a third vehicle further back on the left. The ground is covered with fallen leaves and some rocks.

FRAMED

Vermont Overland Rally | Bob Holliday



f/9.0 1/80s 17mm



Ghost Divide Expedition | Phillip Jones

FRAMED



*f/11.0 1/1250s 175mm*

[FRAMED]



f/2.4 1/1500s 24mm



Stans 78 FJ-40 | Shane Williams

**2015 Event Round Up**






## 2015 Event Round Up








2015 Event Round Up

# OVERLAND EXPO





2015 Event Round Up



Made in the USA

# Protecting Your Adventure Lifestyle



Copyright © 2014 - Warrior Products Inc. All rights reserved.

Rack Systems • Bumpers • Pre-Runner Light Bars  
Rock Bars • Tube Flares • Hi-Lift Jack Mounts  
Lift Kits • Rear Corners • Shovel & Axe Mounts  
Sideplates • Body Armor • Adventure Tube Doors



**warriorproducts.com**





# 2015 Event Round Up





# Vermont Overland Rally

## "the Taste of Vermont"

By Kayla Kotash  
Photos by Bob Holliday

Nature's fall foliage backdrop illuminated the trails and the VOR gathering with shades of orange, gold, and crimson. It was photographically addicting to capture the reflection of the season on top of trucks' painted metal surfaces. The beautiful surroundings made the trails long as you cannot help but stop to collect photographs. While traveling the rugged roads of Vermont and the VOR trail systems, it was easy to find muddy





terrain and the need to be prepared for rescue. These conditions made for some fun obstacles and some extra difficulty in directing vehicles through the terrain. While driving through the mud, I often felt like I was on ice or snow; when I veer right, I felt the vehicle disobey and veer to the left.

TCT stayed in the heart of the rally by camping in CVT roof top tents in the center of the Lillie Brook Farm, open to its attendees for the entirety of the





event. It was very fascinating to see the vast assemblage of different makes and models in attendance at the Vermont Overland Rally. The makes we observed included Toyota, Jeep, Range Rover, Dodge, Mercedes and even Subaru.





The main attractions for the Rally included group off road tours (VOR mapped) and classes for off-road preparedness: extreme recovery techniques, preparing yourself and your vehicle for an expedition, vehicle conversions, CPR and first aid, vehicle maintenance, documentation for media and winning VOT information. Additional features included workshops for kids, vendors, overland movies, dinners which included local foods and produce (Lillie Brook Farm), a raffle and a bon fire.



The highlight of our tour at the Vermont Overland Rally was conversing with members of OEX (Overland Experts) and observing their rare Toyota vehicles which include a Toyota Hilux D-4 TDI and a Toyota Land Cruiser 150 Prado D4-D diesel. Their field of work includes training the public and the military in off-road rescue and preparedness.





The Vermont Overland Rally encompasses challenges and tools for stock vehicles and beginner drivers, to fully-loaded vehicles and advanced knowledgeable drivers. If you plan to visit the beautiful and bountiful Northeast, give Vermont Overland Rally a try. Rain or shine, you can wheel as much or as little as you want, stay behind and take a lesson, or just hang out and relax to enjoy the scenery and hospitality. We at TCT, had a memorable time and look forward to what 2016 has to offer. 🇺🇸

# STAFF TOYOTA CRUISERS & TRUCKS



## Shane's 2015 Toyota Tundra CrewMax

### Protection

- Rock Slide Engineering front bumper
- COMEUP Seal Gen2 12.5K winch
- Demello X-Wing sliders

### Tires/Wheels

- Nitto Terra Grappler G2
- TRD Pro Tundra 18-inch wheels

### Performance

- TRD dual exhaust system
- Truck Covers USA sliding tonneau w/American Work Cover Jr.
- Transfer Flow 46 gal. fuel tank
- Rigid LED lights

### Suspension

- Toytec BOSS Tundra Kit
- Icon Tubular UCAs

### Appearance

- TRD Pro Grille
- Custom painted grille & mirrors



# STAFF TOYOTA CRUISERS & TRUCKS



## Beau's 1998 Toyota 4Runner V6 SR5 4WD (Tippy June)

### Outfitted and Protection

- CBI front bumper with custom headlight hoops
- Tundra 199mm front brake upgrade
- Marlin Crawler 6cyl 1,200-lb. clutch kit
- Home-built low profile roof rack
- Dometic CFX-65DZUS fridge
- TemboTusk Jumbo Front-Pull Slide
- Home-Built storage drawers with TrekPak inserts
- Maxtrax
- Hi-Lift Extreme 60-inch jack

### Tires/Rims

- FZJ80 five-spoke wheels powder coated gunmetal grey

- Treadwright Guard Dog 285/75R16 tires

### Electronics

- Rigid Industries 20in E2 combo-patter light bar
- Rigid Industries A-Series hatch lights
- Yeasu 1802 2m radio

### Suspension

- ARB OME 882 front springs
- ARB OME Nitro Charger front struts
- LX450 front coils for rear springs
- OEM FZJ80 rear shocks
- WabFab swaybar endlinks
- Toytec front differential drop kit
- CarQuest SP9078 extended brake line

## Krista's 1969 Toyota FJ40 4WD (Betsy May)

### Outfitted and Protection

- ConFerr long-range fuel tank
- ConFerr dual-battery tray
- Unknown dual battery system
- ConFerr overhead shelf
- Ramsey winch

### Tires/Rims

- OEM wheels powder coated gunmetal white
- OEM hubcaps
- Treadwright Warden 31/10.5R15 tires

### Suspension

- Yet to be determined

# STAFF TOYOTA CRUISERS & TRUCKS



## Bob's Tacoma "Blue Betty"

### Engine & Performance

- TRD supercharger
- Airflow snorkel with AFE Pro Dry S
- Enginaire pre-cleaner 4-150/465
- URD MAF sensor calibrator
- Doug Thorley long-tube headers with DT Y-pipe
- Magnaflow cat-back exhaust
- TRD short throw
- 4.56 front & rear gears (nitro front & rear)
- ARB RD 111 front locker
- EBC Stage 4 brakes

### Front suspension

- Icon 2.5-inch ext length coilover with King 14x700
- Total Chaos stock length race lowers
- Camburg 1.25-inch uni-ball UCAs
- Slee Off-road extended brake lines

- Wheelers SuperBumps
- Total Chaos spindle gussets

### Rear suspension

- ATO shackle flip
- Icon VS 2.0 Aluminum Remote Resi (custom build 11+-inch travel, 16.8x28.1)
- Toytec BOSS leaf pack with Defined shackles
- All-pro U-bolt flip with Timbren bumps
- Slee Off-road extended brake lines

### Shoes

- FN Wheels Five-Star 16x8 with TRD Center Cap Mod
- Cooper Discoverer STT Pro 315/75/16

### Armor

- ARB front bumper with Warn xd9000 winch (3/8-

inch synthetic, masterpull thimble)

- Sawtooth Kickout sliders
- Relentless IFS skid
- ATO t-case and tranny skids
- B.A.M.F. differential skid plate
- CBI Bushmaster 2.0 with swing out
- Addicted Off-Road bed rack with CVT RTT and mounts for: Maxtrax (2), Rotopax (2 water, 2 fuel), hi-lift mount & LED lighting for camp illumination
- Pelfreybilt gas tank skid

### Lighting & Electrical

- LabRak ARB inserts
- Anti-Dark under hood lighting system
- Piranha dual battery management system, kit by Outback Proven

- 1/0 wire upgrade and Blue Sea relocation
- TRS HID retro-fit with Philips D2S 4300K and Denso Ballasts with TRS XB Amber Halo
- 30-inch LED bar on ARB
- CBI hood mounts with 2x2 LED pods
- LED rocklights
- 2012 lower dash with OTRATTW switches
- Flyze Designs AWA SILVER V2W

### Audio

- JVC KW-AVX740
- Polk Audio 6 1/2-inch component speakers (front) 6 1/2-inch 2-way (rear)
- Kicker CX300.4 amp

### Others

- PrInSu Designs Accessrac with 40-inch Heretic Studios Lite Series and

two Plano cases and Maxtrax mounted

- CVT Mt Rainier RTT
- CVT 55 awning
- 2Way Air System by Rock Smasher Engineering
- Viar ADA Heavy Duty
- Midland 75 CB hardwired (hidden cb mounts)
- BAMF CB antenna mount (driver-side tailgate)
- Firestik Firefly 4-foot
- Diff breather mod
- invisible sway bar
- Ultra-Gauge
- Locker anytime mod
- Sockmonkey'd
- Hood blackout by Crawlorado
- Tinted taillights
- Clearanced bushwackers
- Homertaco grill & winch control relocation

# STAFF TOYOTA CRUISERS & TRUCKS



## Dennis's FJ

### Audio

- Pioneer AVIC-8100NEX
- Polk DB 6.5-inch component (front doors and dash)
- Polk DB 6.5-inch coax (rear seat)
- Polk DB 4-inch coax (rear pillars)
- MTX Audio 10-inch subwoofer (rear cargo shelf)
- Alpine PDX 4 channel
- Alpine PDX 5 channel
- Metra Axxess steering wheel control module
- Metra 70-8114 steering wheel control harness (factory AUX works with new head unit)
- Scosche head unit install kit
- Stinger power and audio cables
- Monster speaker cables
- Subthump subwoofer box (rear cargo shelf)

### Armor

- Expedition One Diamond Trail Series bumper
- Expedition One swing out rear bumper
- Trail Gear sliders

- Ricochet HD skid plate
- Ricochet front lower control arm skids
- Roktek rear control arm skids
- FJToyman rear shock skids

### Electrical

- IBS-DBS dual battery system
- Sears Die Hard 31m battery
- Odyssey Group 34 battery
- sPOD switch controller
- sPOD remote switch module
- sPOD Bluetooth remote control with iOS app
- AC vent panel switch mod—6 OTRATTW LED switches (lights)
- Blue Sea fuse box
- Blue Sea power outlet
- Blue Sea USB outlet
- Relocated Superwinch solenoid in project box
- Blue Sea SafetyHub

### Lights

- 40-inch Baja Designs LED Stealth light bar (roof)

- (2) Baja Designs XL Pro LEDs (front bumper)
- (2) Baja Designs XL Pro LEDs (cowl)
- (2) Baja Designs SII LEDs (blind corners)
- (2) Baja Designs SII LEDs (rear roof)
- (2) Acrolights LED driving lights (front bumper)
- (2) Acrolights LED reverse lights (rear bumper)
- LED dome/map/mirror lights

### Suspension

- Icon Stage 1
- Icon Tubular UCAs
- OME rear medium springs
- Icon rear control arms (lower and upper)
- Icon Panhard bar

### Tires & Wheels

- Goodyear Wrangler Duratracs
- 17" Method Mesh wheels

### Communications

- Yaesu FTM-400DR dual band ham radio
- Comet dual band antenna

- Comet lip mount
- Midland 75-822
- 3-foot Firestik
- Bandi CB mount

### Storage

- Bajarack low profile rack
- Fourtreks Hi-Lift mount
- Fourtreks shovel/axe mount
- Springtail MPAC folding table rear door + Molle bags (first aid, survival, misc.)
- Springtail MPAC saddle & Molle bags (CB, knife, Leatherman, flashlight)
- Industrial Forming Panamint rolltop console cover
- Custom built drawers (old) custom built drawer & fridge slide (new)
- Tie-downs mounted on top of drawer
- Pelican cases
- Front Runner Wolf Packs

### Recovery

- Superwinch Talon 9500 with synthetic rope
- Factor 55 thimble
- Hi-Lift 48-inch Xtreme jack

- Hi-Lift Lift Mate
- Hi-Lift Tube Adaptor
- Hi-Lift Jack ORB Base
- Fiskars chopping axe
- Fiskars digging shovel
- ARB snatch strap
- ARB Tree Saver strap
- ARB EZ-Deflator
- Smittybuilt black shackles
- Powertank 10# CO2 with X-Flo regulator
- Powertank tire gauge
- Powertank tire plug kit
- HalGaurd fire extinguisher

### Other

- UltraGuage
- Ellis Precision AT Stealth black shifters
- Ellis Precision Stealth black e-brake
- Ram Mount for iPhone
- Ram Mount for UltraGuage
- Ram Mount for iPad 2
- Airaid cold air intake
- Borla Dirt sport exhaust
- BD Customz cowl light mounts
- Shrockworks qasher bottle
- Shrockworks 2nd battery tray

# STAFF TOYOTA CRUISERS & TRUCKS



## Phillip's 2007 Toyota 4Runner V8 Sport Edition 4WD

### Outfitted and Protection

- RCI MetalWorks aluminum skid plates for front, transmission, transfer case, and LCAs
- CBI rear bumper with swingout, spare tire carrier, and dual can carrier
- Demello front bumper
- Smittybilt XRC 10 winch with synthetic line

- FrontRunner Slimline II roof rack
- ARB 50 qt. fridge
- ARB air locker (rear)
- Factor 55 winch thimble

### Tires/Rims

- FN Five Star 17-inch wheels in black
- Hankook 285/70 17 M/T tires

### Electronics

- sPOD SE Touchpad
- ZeroDark 7-inch LED bumper lights
- ZeroDark PodRocket LED ditch lights
- CBI Off-road ditch light brackets
- Blue Sea Systems socket mount dual USB and 12v sockets

- Cobra 29LX CB radio with NOAA | FireStik II CB antenna
- Diehard Platinum Marine 31M (can run ARB fridge all night and truck will start the next day)

### Suspension

- Toytec rear LCAs
- Radflo 2.5 front coilovers raised to 3-inch lift

- Radflo 2.5 rear shocks
- All-Pro 3.5-inch rear springs
- SkyJacker rear swaybar endlinks
- Toytec extended brake lines
- ICON upper control arms

# STAFF TOYOTA CRUISERS & TRUCKS



## Jim's 2016 Toyota Tacoma "Trooper"

### Protection

- RCI Metalworks aluminum skid plates
- RCI Metalworks steel differential skid plate
- InSain Fabrication front bumper
- Pure Tacoma rock sliders

### Storage

- Baja Rack roof rack
- LabRack bed rack
- InSain Fabrication spare tire bed mount

### Suspension

- Icon Stage 6 suspension
- Icon Hydraulic Air Bump stops

### Lights

- Baja Designs OnX6 40-inch light bar
- Baja Designs Squadron Pro square lights
- Baja Designs rock lights
- Baja Designs Squadron sport lights

- Switch-Pros 8100 8-switch power panel system

### Tires & Wheels

- TRD 17-inch wheels
- BFG KO2's

### Communications

- Cobra CB
- Firestick antenna

### Recovery

- ComeUp Gen2 9.5rsi Sal Series winch
- ARB recovery gear

### Other

- ARB refrigerator
- CVT Mount Bachelor roof top tent
- DB Customz grille

# STAFF TOYOTA CRUISERS & TRUCKS



## Daniel's 1993 FJ80 Land Cruiser

When he's not chasing the Baja 1000 or exploring the deserts and canyons of Colorado, Utah, New Mexico, Wyoming, Israel, and Jordan, you'll spot our Land Cruiser Managing Editor's 1993 FJ80 parked at his downtown Denver office. After the untimely 2001 demise of his 1982 FJ60, Daniel jumped in and bought the 80 with 110,000 miles on the odometer.

### Current Stats:

- 262,000 miles (engine rebuilt at 226,000)
- Factory e-lockers

### Suspension and Tires

- OME heavy suspension imported by previous owner and installed prior to 2001

- All new control arm bushings in 2014
- BFG AT KO2's in 275/85 16
- Slee Offroad drilled and slotted front rotors
- 100-series front brake pads

### Protection

- Slee Offroad step sliders
- Slee Offroad transfer case skid plate
- ARB winch bumper imported by previous owner and installed prior to 2001

### Outfitted for Overlanding

- Prototype Gobi Stealth expedition roof rack with brackets for shovel, axe, Hi-Lift, and awning

- Forward, rear and side no-brand LED roof lighting
- Cibie Super Oscar driving lights with mixed pencil and driving beam patterns
- ARB 2500 awning
- 45 qt. ARB fridge/freezer
- ARB high volume twin on-board compressor hard mounted
- Custom storage drawers
- Custom engine cooker grill
- Adventure Tool Company shop roll
- Safari snorkel
- 2 x 2 gallon Rotopax with mounting brackets
- Extended diff and t-case breathers

- Outer Limit Supply advanced Expo Series first aid kit

### Recovery

- Maxtrax
- ARB snatch strap
- ARB tree saver strap
- 60-inch Hi Lift
- Bushranger exhaust jack
- ARB shackles
- Adventure Tool Company recovery strap throw bag

### Electronics

- Sylvania SuperStar headlight bulb upgrade
- Slee Offroad headlight harness
- Custom LED liftgate strip lighting
- Yaesu FT1800 HAM radio
- Some old Radio Shack CB that works
- CDL switch and Pin 7 mod

- LED interior lights
  - Group 31 Deka Intimidator primary battery and auxiliary fuse blocks
  - 400 watt inverter
  - Auxilliary 12v outlets
  - Alpine stereo with replacement speakers and 8-inch subwoofer integrated into cargo drawer box with 300 watt sub amp
  - Two auxiliary fuse blocks (one Blue Sea) and fused power distribution
  - Wilson Electronics cell phone booster cradle
- Waiting to be Installed:**
- Borla Cat-Back exhaust
  - zbV Adventure Gear tailgate cutting board

# THERE AND BACK

**ARB 4x4 Accessories** offers a full line of vehicle specific products for most 4x4 models around the world, including bull bars, Air Lockers, and Old Man Emu suspension systems.

Go ahead—Get out there.

**“We Won’t Let You Down”**



**4X4 ACCESSORIES**



**ARB 4X4 ACCESSORIES** 720 SW 34th Street, Renton, WA 98057 Tel: 866.293.9083 Email: [sales@arbusa.com](mailto:sales@arbusa.com)

[www.arbusa.com](http://www.arbusa.com)

[f FB.com/arbusa](https://www.facebook.com/arbusa)

# Stan's 1978 FJ-40

By Shane Williams



Long time readers of our little publication may remember the very first FJ Cruiser we included as a featured vehicle: El Diablo, January 2008 issue (<http://www.tctmagazine.net/january-2008/reader-rigs-el-diablo>).

Back in 2007, our good friend Stan Reed built El Diablo in honor of the original FJ-40 he had owned 15 years earlier while stationed at Ft. Carson in Colorado Springs. Unfortunately, El Diablo met an early grave about four years ago when it ... uhm ... rolled down a hill. That's a story for another time.



Since his FJ Cruiser was a total loss, Stan did what any self-respecting Toyota enthusiast would do ... he began the search for his perfect FJ-40 exploration rig. It took nearly a year, but the classic 1978 FJ-40 was eventually located in Salt Lake City, Utah. A quick flight over the Rockies and Stan was on his way back to Denver in the beautiful green Land Cruiser.

Of course Stan could never leave his new-to-him LC in stock form, so the mods began. He started with all the standard overland-camping upgrades, since it's primarily used to explore Colorado's amazing high-country. The tent is from CVT and also includes an awning, both mounted to the Diamond roof rack with storage in front for a table and chairs. A fridge inside still leaves room for Stan, Donna, and their mid-sized dog. Stan also added an Optima powered dual-battery to ensure the LC starts every time regardless of altitude.





Stan also added several key upgrades to ensure this nearly 40-year old truck is fit for mountain duty. He had a 2-inch Hell For Stout spring lift installed, a rear disc brake upgrade, and an ARB rear locker. For a little extra comfort, the seats were upgraded to add heater and adjustable lumbar supports.





The completed rig has already seen hundreds of off-highway miles all over Colorado and while it's far from a daily driver, there's no doubt this classic Land Cruiser is ready to tackle anything Stan can throw at it. 🇺🇸

## Our native App Now Works on iPad & iPhone!



**\$9.99 One  
Year Subscription**

**Native swipe-to-read  
Embedded Videos  
Slideshows**



**\$2.99  
Single Issue**

# INTRODUCING TRAILS OFF ROAD

**TrailsOffRoad.com**

By Shane Williams



Sitting across from me at a local Denver brewery is Todd Taylor. His demeanor is that of a confident professional, and like many of us, he has a dream. Todd is a fan of exploring our amazing country via backroads, yet wasn't happy with the status of individual trail information available online. So he created TrailsOffRoad.com.

The title page on TrailsOffRoad.com states simply: FIND THE PERFECT OFF ROAD TRAIL. Well, that's easy, right?

Todd's vision for this collection of the best 4x4 routes in the country comes from the basic idea that locals know their trails better than anyone. This new venture in the world of trail information takes that to the next level, and actively recruits local enthusiasts to adopt one or more trails that they can visit on a regular basis.

Members of the TrailsOffRoad team are committed to creating guides for over 2,000 trails throughout the US, reporting on current conditions (at least four times per year), and ensuring there are few surprises when someone new to the area gets to the trailhead.

Since launching just a few months ago, Todd has already recruited over 60 enthusiasts from around the country. These contributors



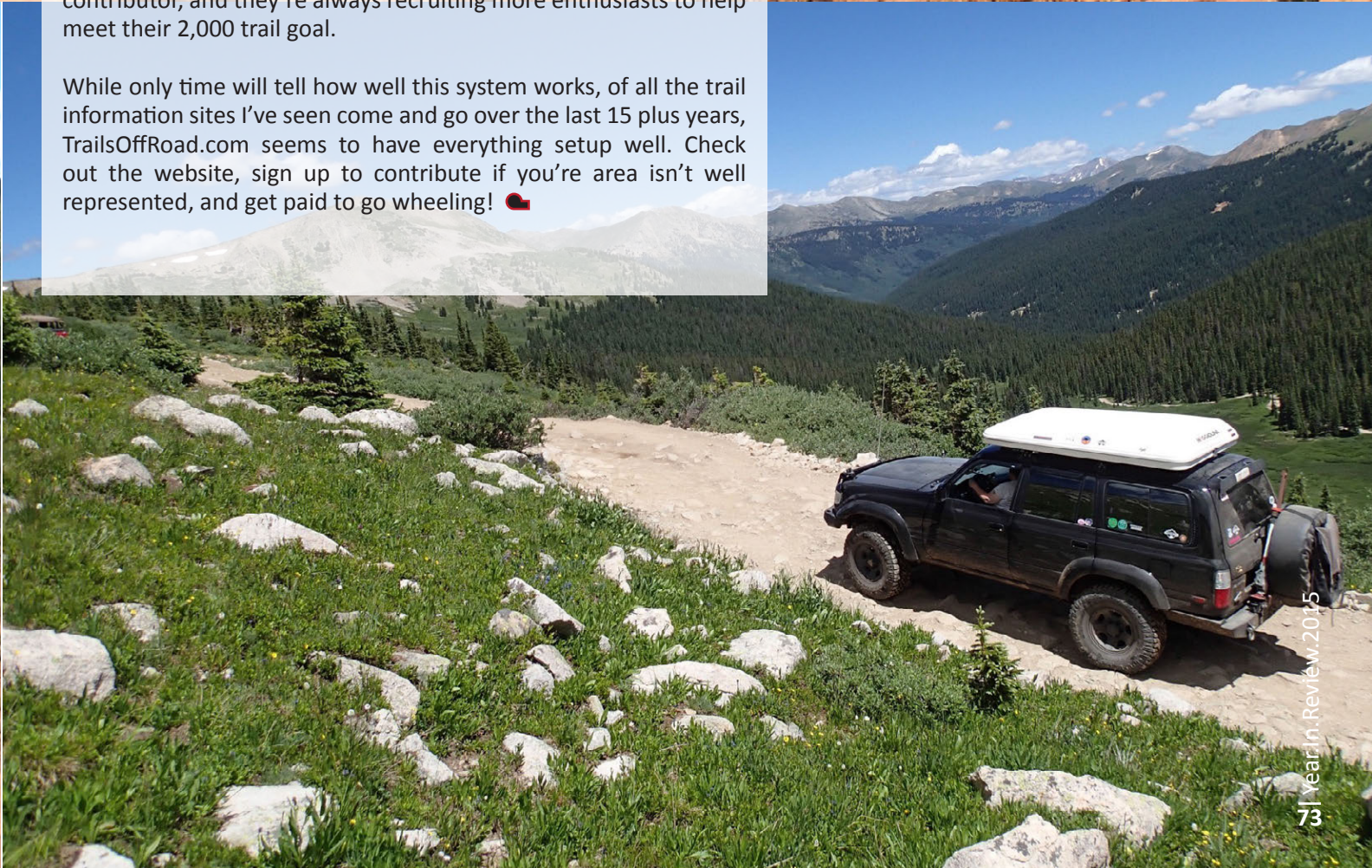


cover every level of trail from mild to extreme, and drive just about every type of vehicle with low-range.

Their passion for being on the trail and to provide updated, accurate information to users is shown by their trail pages. Each trail that's been adopted includes a full description, multiple photos, as well as important information such as length, rating, duration, elevation, and more. Nearby trails are also listed so it's easy to jot down plans for a day trip or a weeks vacation.

Perhaps the best part about this system is that contributors can earn cash for their updates. TrailsOffRoad splits revenues with each contributor, and they're always recruiting more enthusiasts to help meet their 2,000 trail goal.

While only time will tell how well this system works, of all the trail information sites I've seen come and go over the last 15 plus years, TrailsOffRoad.com seems to have everything setup well. Check out the website, sign up to contribute if you're area isn't well represented, and get paid to go wheeling! 🚗



# YOUR RIGS



Mike's 1985 FJ-60 and M416 trailer on the Camino del Diablo.

Michael Perez

Toyota 4runner in the beautiful woods of North Idaho.

Jake Leavitt



Want to see your rig here? Submit it on our site:  
<http://tctmag.me/tctRRig>